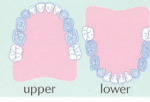


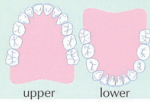

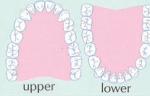


# Tooth Arrival Chart

Use this chart to identify the number and location of teeth at a given age. Baby teeth are shaded in blue and permanent teeth are shown in white.

When?	How many?		Where?	
	baby teeth	permanent teeth	upper	lower
5-12 months	4	0		
8-13 months	6	0		
13-19 months	12	0		
16-23 months	16	0		
2-3½ years	20	0		
6-7 years	20	4		
6-8 years	16	8		

When?	How many?		Where?	
	baby teeth	permanent teeth	upper	lower
7-9 years	12	12		
9-11 years	8	16		
10-12 years	4	20		
11-12 years	0	24		
12-13 years	0	28		
17-22 years	0	32		

### Your teeth and what they do

Each of your teeth is different because they perform different functions to help you eat.



**Incisors** (front teeth)  
-have sharp, thin edges for cutting food.



**Canines/Cuspids** (corner teeth)  
-designed for cutting and tearing food.



**Premolars/bicuspids** (back teeth)  
-have cusps for grasping and tearing food.



**Molars** (back teeth)  
-have short, blunt cusps for grinding solid food.



## 2 CONVENIENT LOCATIONS

### Bel Air

410-569-6700

### White Marsh

410-697-9000

[WWW.GROWINGSMILES.COM](http://WWW.GROWINGSMILES.COM)